



eqtel



kick off meeting

media tic building
10. 11. 12 march 2014
barcelona

how to manage the project?

稍等一下~



what are our needs?

- ▶ All in one place!!!
- ▶ Know who can do and what
- ▶ Have an overall view of the project
- ▶ Control the progress of the WP

what are our needs?

- ▶ Create to do lists
- ▶ Find a place for dicussing with parnters
- ▶ Know what I have to do (My tasks)
- ▶ Have a place for uploading files

technology



WORDPRESS.ORG

▶ Plugin

WP Project Manager Pro

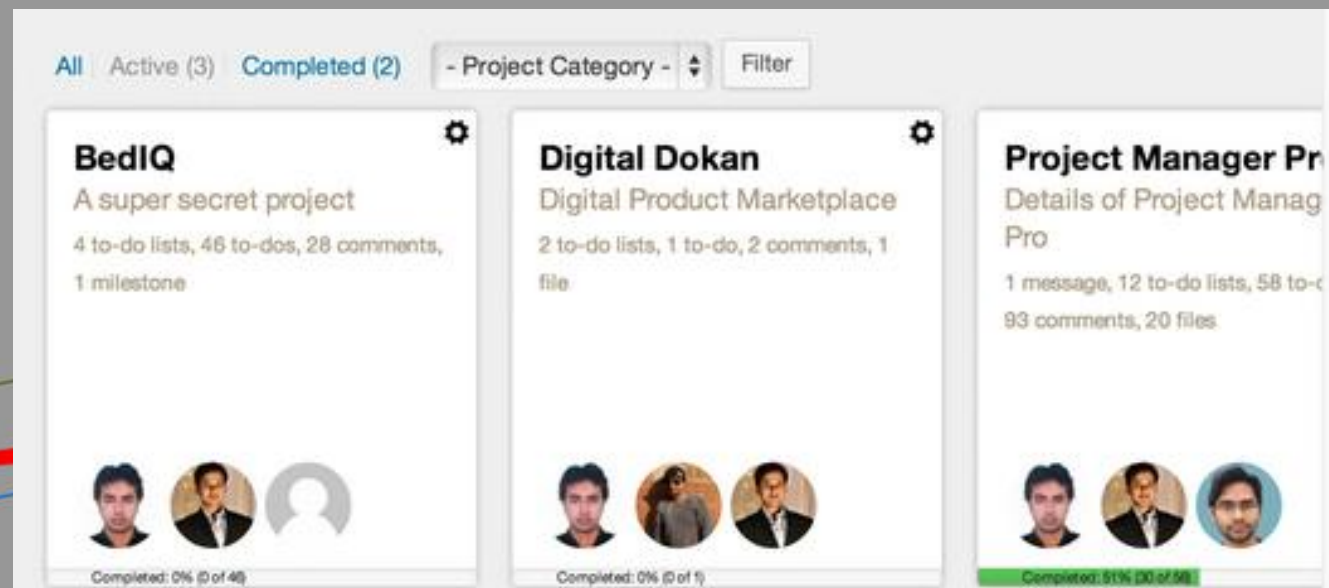
▶ If you want you can try a DEMO



technology

Manage Projects in Your Site

No more dependency to external sites. Manage projects within your very own WordPress powered site and engage your co-worker and clients to get things done.



The screenshot displays a project management dashboard with the following elements:

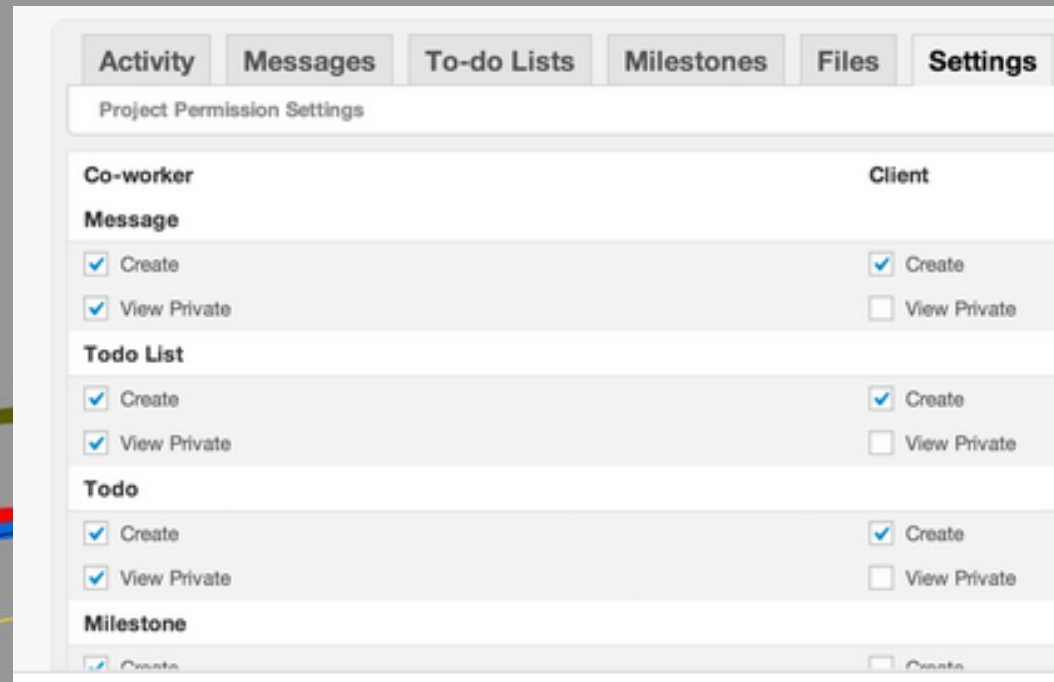
- Navigation:** "All", "Active (3)", "Completed (2)", "- Project Category -", and "Filter".
- Project Cards:**
 - BedIQ:** "A super secret project", 4 to-do lists, 46 to-dos, 28 comments, 1 milestone. Status: Completed: 0% (0 of 46).
 - Digital Doka:** "Digital Product Marketplace", 2 to-do lists, 1 to-do, 2 comments, 1 file. Status: Completed: 0% (0 of 1).
 - Project Manager Pro:** "Details of Project Manag Pro", 1 message, 12 to-do lists, 58 to-c, 93 comments, 20 files. Status: Completed: 51% (30 of 58).
- Team Avatars:** Each card shows a row of avatars representing team members.



technology

Control Who Can Do & What

Take control over every project. Control each bit of your project and permit who can create and view each item.



The screenshot shows a web interface for 'Project Permission Settings'. At the top, there are tabs for 'Activity', 'Messages', 'To-do Lists', 'Milestones', 'Files', and 'Settings'. Below the tabs, the title 'Project Permission Settings' is displayed. The interface is divided into two columns: 'Co-worker' and 'Client'. Each column has a section for different project items with checkboxes for 'Create' and 'View Private' permissions.

Co-worker	Client
Message	
<input checked="" type="checkbox"/> Create	<input checked="" type="checkbox"/> Create
<input checked="" type="checkbox"/> View Private	<input type="checkbox"/> View Private
Todo List	
<input checked="" type="checkbox"/> Create	<input checked="" type="checkbox"/> Create
<input checked="" type="checkbox"/> View Private	<input type="checkbox"/> View Private
Todo	
<input checked="" type="checkbox"/> Create	<input checked="" type="checkbox"/> Create
<input checked="" type="checkbox"/> View Private	<input type="checkbox"/> View Private
Milestone	
<input checked="" type="checkbox"/> Create	<input type="checkbox"/> Create

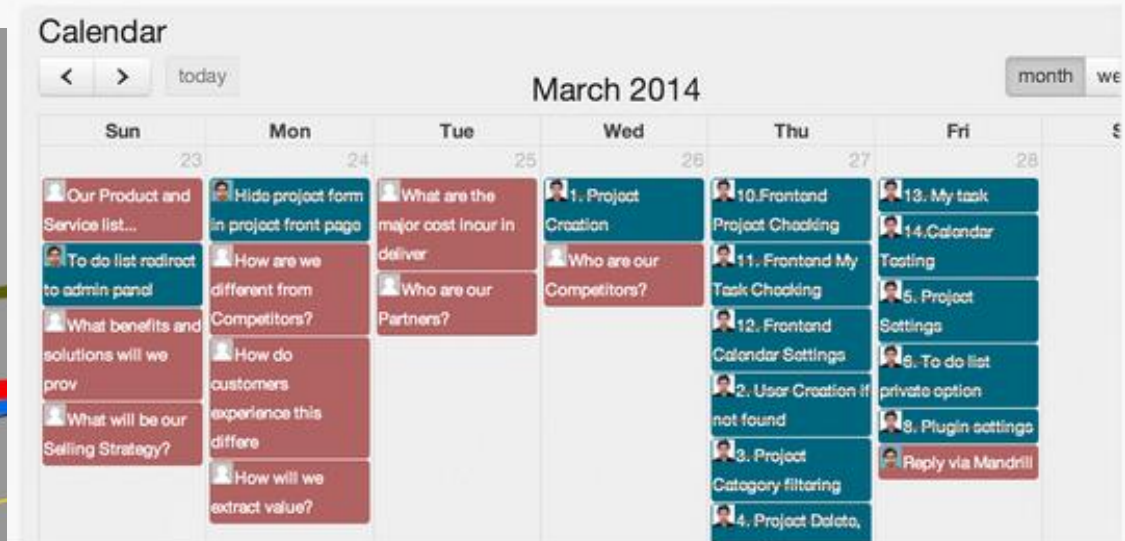


technology

Birds Eye View with Calendar

Get project overview from the calendar. See your project overview with late, completed and future to-do's. See which milestones needs to be completed and who is responsible for each.

With **drag-n-drop** feature, change the due date. Even change the start and end date by dragging each to-do.



Calendar

March 2014

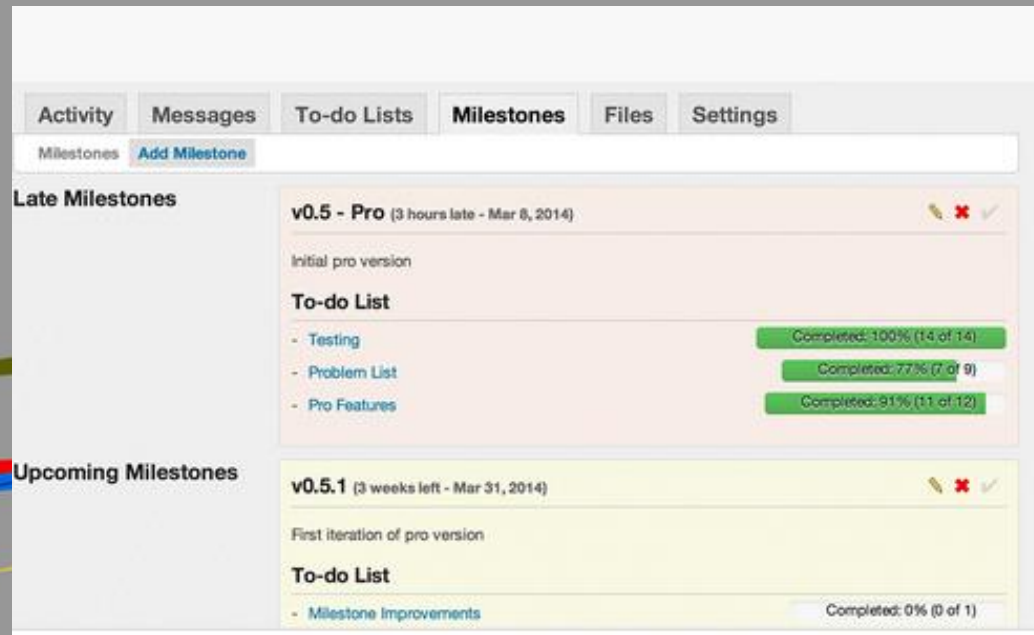
Sun	Mon	Tue	Wed	Thu	Fri
23	24	25	26	27	28
<ul style="list-style-type: none">Our Product and Service list...To do list redirect to admin panelWhat benefits and solutions will we provWhat will be our Selling Strategy?	<ul style="list-style-type: none">Hide project form in project front pageHow are we different from Competitors?How do customers experience this differeHow will we extract value?	<ul style="list-style-type: none">What are the major cost incur in deliverWho are our Partners?	<ul style="list-style-type: none">1. Project CreationWho are our Competitors?	<ul style="list-style-type: none">10. Frontend Project Checking11. Frontend My Task Checking12. Frontend Calendar Settings2. User Creation if not found3. Project Category filtering4. Project Delete,	<ul style="list-style-type: none">13. My task14. Calendar Testing5. Project Settings6. To do list private option8. Plugin settingsReply via Mandrill



technology

Milestone Tracking

Create milestones that your project needs. Assign messages, to-do lists and to-do's to each milestone. Track the progress, see which are falling behind.



The screenshot displays a software interface for milestone tracking. At the top, there are navigation tabs: Activity, Messages, To-do Lists, Milestones (selected), Files, and Settings. Below the tabs, there is a sub-section for 'Milestones' with an 'Add Milestone' button. The main content area is divided into two sections: 'Late Milestones' and 'Upcoming Milestones'.

Late Milestones

- v0.5 - Pro** (3 hours late - Mar 8, 2014)
 - Initial pro version
 - To-do List**
 - Testing: Completed: 100% (14 of 14)
 - Problem List: Completed: 77% (7 of 9)
 - Pro Features: Completed: 91% (11 of 12)

Upcoming Milestones

- v0.5.1** (3 weeks left - Mar 31, 2014)
 - First iteration of pro version
 - To-do List**
 - Milestone Improvements: Completed: 0% (0 of 1)



technology

Get Organised & Get Stuff Done!

Create to-do list and create to-do. Assign them to your co-workers with due date. Discuss with your team and tasks and upload files.

Problem List

All Project Manager Pro bug fixing to do

- ✨ Assigned to mail should go only to the assignee [2 Comments](#) [Asaquzzaman Mishu](#)
- ✨ Hide project form in project front page [2 Comments](#) [Asaquzzaman Mishu](#) [Feb 24, 2014](#)
- ✨ Problem on Completed task [2 Comments](#) [Asaquzzaman Mishu](#) [Feb 27, 2014](#)

Add a to-do

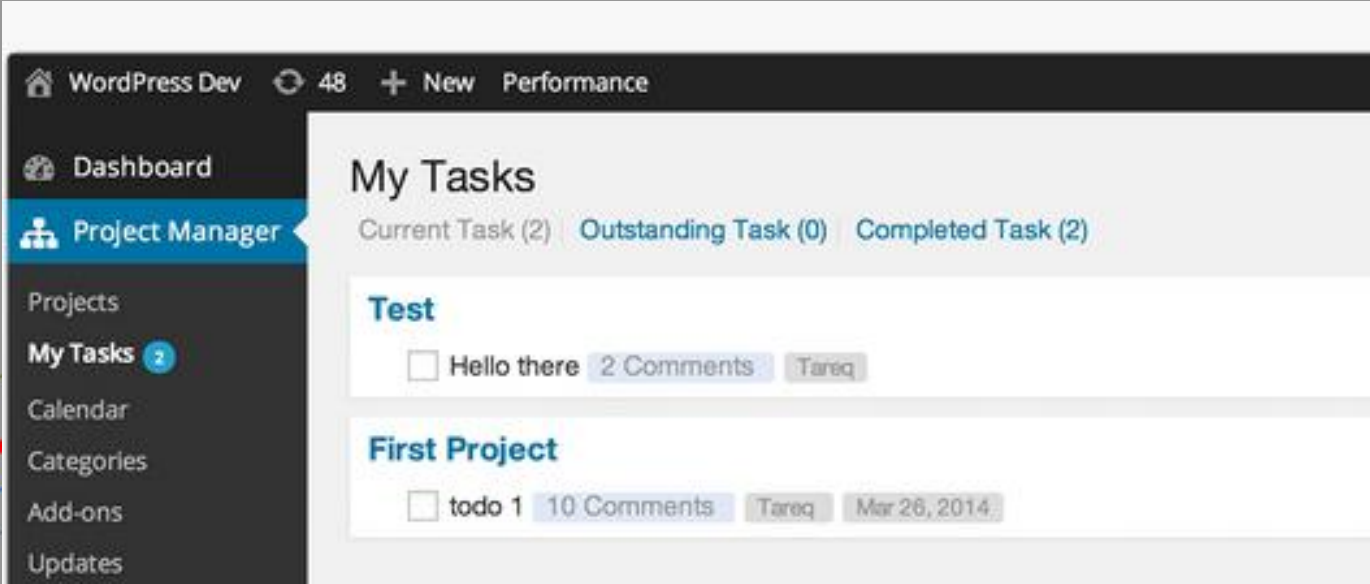
- CSS Problem On Activity Tab [2 Comments](#) (Completed by Asaquzzaman Mishu on Jan 19, 2014)
- Progress is not working for normal user [2 Comments](#) (Completed by Asaquzzaman Mishu on Feb 5, 2014)
- User delete Problem in the time of new project creation [1 Comment](#) (Completed by Asaquzzaman Mishu on Feb 5, 2014)
- Completed task is showing in current and outstanding task [1 Comment](#) (Completed by Asaquzzaman Mishu on Feb 5, 2014)
- Show Start Date [2 Comments](#) (Completed by Asaquzzaman Mishu on Feb 19, 2014)
- To do list redirect to admin panel [2 Comments](#) (Completed by Asaquzzaman Mishu on Feb 19, 2014)



technology

See Your Assigned Tasks

Now manage your assigned tasks from a single screen. View all your completed, outstanding and current tasks in a single page. Getting things done is much easier!



The screenshot shows a WordPress dashboard with a dark sidebar and a main content area. The sidebar includes a navigation menu with the following items: Dashboard, Project Manager (highlighted), Projects, My Tasks (with a notification bubble), Calendar, Categories, Add-ons, and Updates. The main content area is titled 'My Tasks' and displays a summary of task counts: Current Task (2), Outstanding Task (0), and Completed Task (2). Below the summary, there are two task entries:

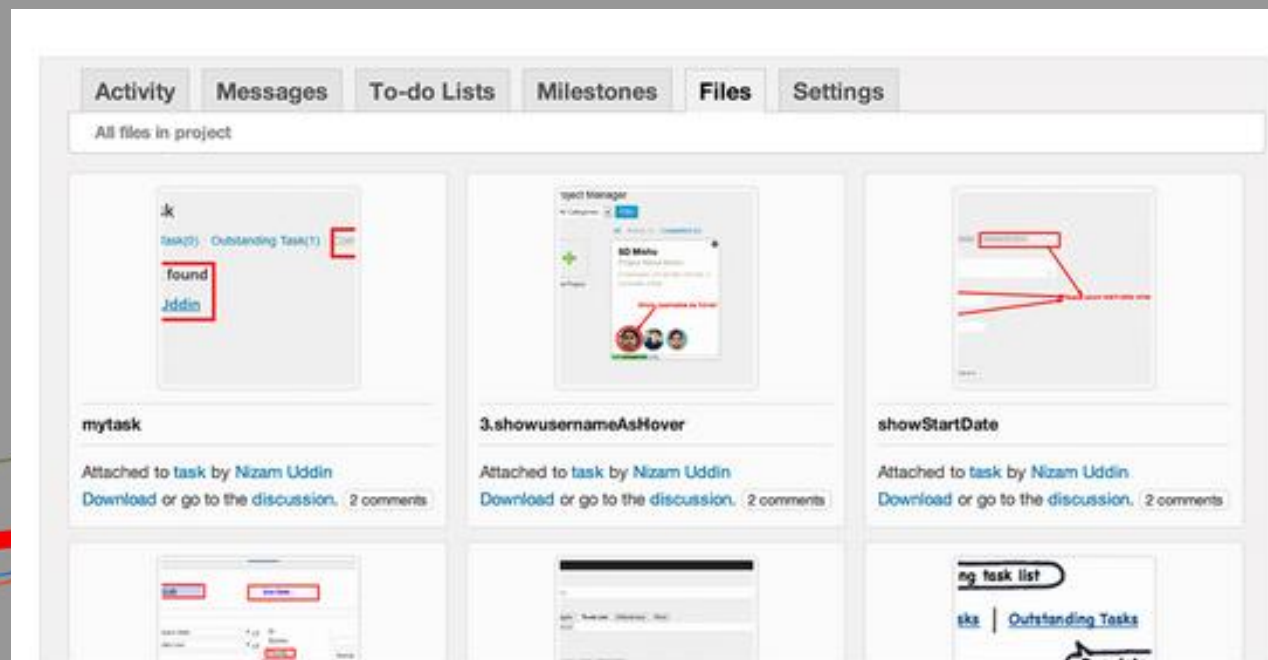
- Test**: A task with a checkbox, the text 'Hello there', '2 Comments', and the name 'Tareq'.
- First Project**: A task with a checkbox, the text 'todo 1', '10 Comments', the name 'Tareq', and the date 'Mar 26, 2014'.



technology

Gather All Files From Project

See all of your project files at one place. Navigate to the linked messages, to-do lists or to-do just one click.



The screenshot displays a web interface for project management. At the top, there are navigation tabs: Activity, Messages, To-do Lists, Milestones, Files, and Settings. Below the tabs, a header indicates "All files in project". The main content area is a grid of six file thumbnails. Each thumbnail shows a preview of a document or image. Below each thumbnail, there is a title and a description. The titles are: "mytask", "3.showusernameAsHover", and "showStartDate". The descriptions are: "Attached to task by Nizam Uddin" and "Download or go to the discussion. 2 comments". The thumbnails show various content, including a task list, a user profile, and a diagram.

technology

Supported Sites	1 Site
Project Permission	✓
Archive Projects	✓
Project Template (duplicate)	✓
Privacy in Message, Todo, Milestone	✓
My Tasks & User Assigned Task	✓
Project Category	✓
Filter Projects by Category	✓
Minimum Project Creation Role	✓
Calendar Overview	✓
Support Policy	Forum Support
Projects in Frontend	Free
Add-ons	Buy Now





what do you think?

technology




eqtel2014@gmail.com

technology


#eqtel


Retwitteado 2 veces

 **Ana Rodera** @arodera · 7 h

we use Mentimeter [mentimeter.com](https://www.mentimeter.com) for choosing our logo #eqtel and this is our logo :D pic.twitter.com/Cg5w1kxPML


↳ Responder 🗑 Eliminar



 **Ana Rodera** @arodera · 8 h

#eqtel expected results: 3 blended courses following QA/TEL guidelines at 6 Jordan universities delivered and piloted

↳ Responder 🗑 Eliminar

 **Ana Rodera** @arodera · 8 h

#eqtel expected results: 24 university staff and 20 accreditation authorities trained

↳ Responder 🗑 Eliminar



thank YOU!



contact information
open university of catalonia
eqtel2014@gmail.com
+34 93 326 38 87